

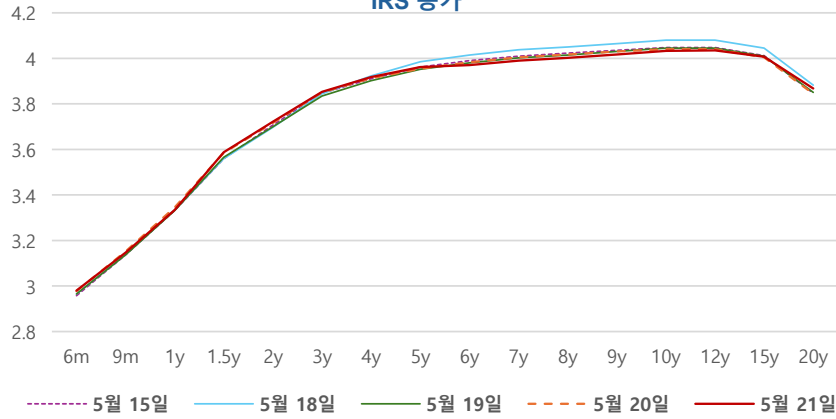
IRS 데일리 증가

5월 21일

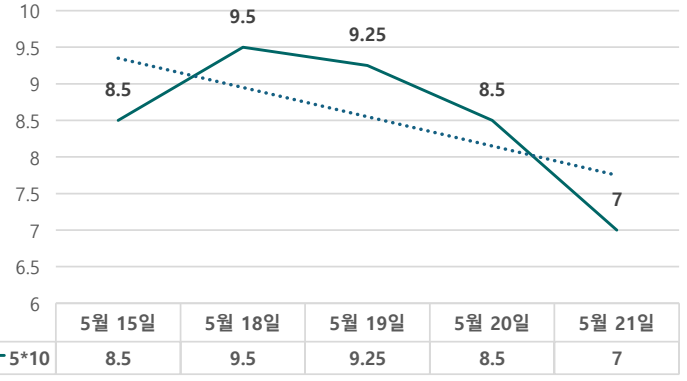
단위 : % bp

구분	증가	전일대비
6m	2.9800	0.25
9m	3.1475	-0.50
1y	3.3350	-1.00
1.5y	3.5875	0.25
2y	3.7225	0.50
3y	3.8525	0.25
4y	3.9175	0.50
5y	3.9625	0.75
6y	3.9700	-1.25
7y	3.9900	-1.50
8y	4.0025	-1.50
9y	4.0175	-1.25
10y	4.0325	-0.75
12y	4.0350	-0.50
15y	4.0075	0.25
20y	3.8675	2.25

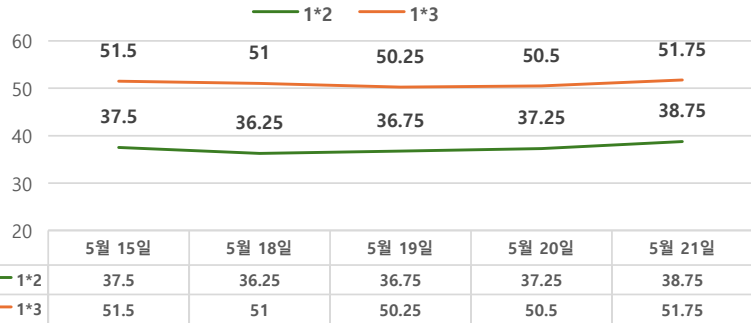
IRS 증가



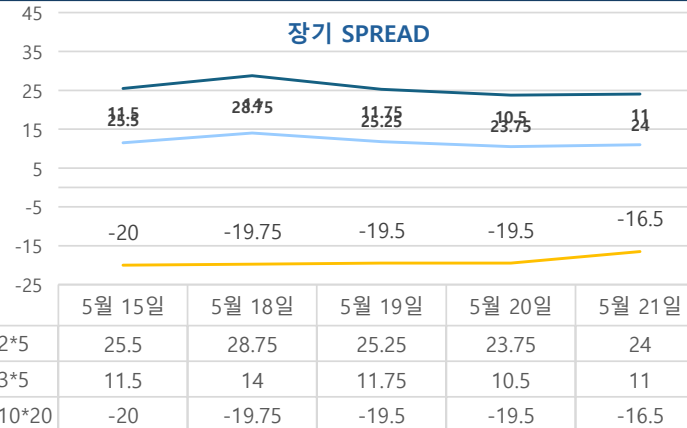
5*10 SPREAD



단기 SPREAD



장기 SPREAD

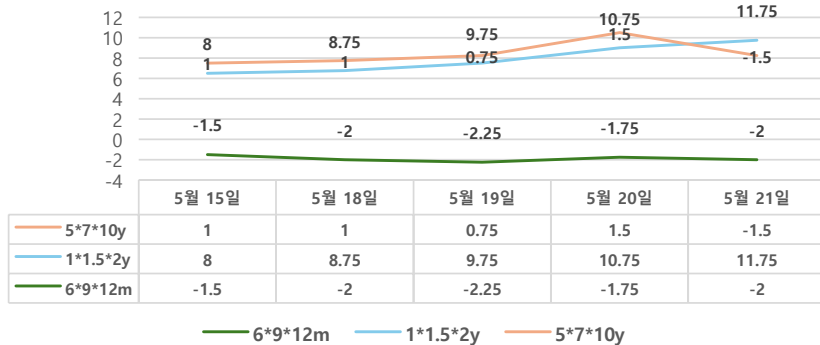


IRS 주요 커브

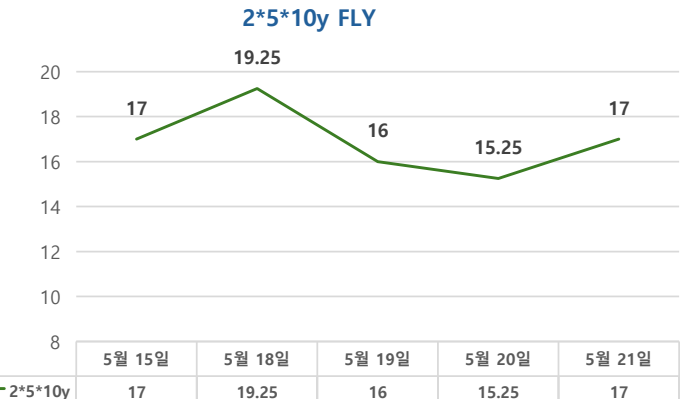
SPREAD

구분	증가	전일대비
1*2y	38.75	1.50
1*3y	51.75	1.25
2*5y	24.00	0.25
3*5y	11.00	0.50
5*10y	7.00	-1.50
10*20y	-16.50	3.00

주요 FLY



2*5*10y FLY



IRS 주요 커브

FLY

구분	증가	전일대비
6m*9m*1y	-2.00	-0.25
1*1.5*2y	11.75	1.00
2*5*10y	17.00	1.75
5*7*10y	-1.50	-3.00